

RTR-Z Series




Ultra fast wireless performance.

RTR-Z Series: 5G/4G Indoor Wireless Routers for Home and Business Applications

The RTR-Z Series wireless routers are versatile connectivity solutions designed for both home and business applications, offering fast mobile internet and WiFi speeds, with strong wireless and wired network device integration. Available in 3 models, the RTR-Z Series offers compact 4G routers for small office and home users, mid-size 4G mobile broadband solutions SME and business users, and high data throughput 5G routers for enterprise applications with multiple users and high bandwidth requirements.

- 5G and 4G via nano SIM with wide frequency support
- High speed WiFi 5 / WiFi 6 and strong security protocols
- Suite of router functions configured via WebUI or app
- Support for up to 64 users across multiple devices
- WiFi-to-wired automatic failover for uninterrupted use
- 2600mAh backup battery for uninterrupted 4G service and internet connectivity during power outages (RTR-ZS)
- 4 x LAN ports to connect to multiple devices (RTR-ZM)
- Incredible speed and performance using the latest Qualcomm Snapdragon X62 Chipset (RTR-ZL)






High Strength 4G & WiFi Antennas



Connect to Multiple Users & Devices



High Performance 5G Chipset

RTR-Z Series Specifications			
Device Hardware			
Ordering Information	RTR-ZS 4G Wireless Router + Battery Backup	RTR-ZM 4G Dual Band Wireless Router	RTR-ZL 5G/4G Dual Band Wireless Router
Image			
Network Interface	1 x RJ45 (100M) WAN/LAN Port 1 x Nano SIM Slot 1 x RJ11	4 x RJ45 (1000M) (1 x WAN/LAN) 1 x Nano SIM Slot 1 x RJ11	2 x RJ45 (1000M) (1 x WAN/LAN) 1 x Nano SIM Slot 1 x RJ11
Device Indicators	Power/WiFi/Network LED Indicators Power/WPS/Reset Buttons	Power/WiFi/Network LED Indicators WPS/Reset Buttons	Power/WiFi/Network LED Indicators WPS/Reset Buttons
Input Power	12VDC 1.0A	12VDC 1.5A	12VDC 1.5A
Backup Battery	2600mAh (Li-ion)	-	-
Dimensions	136 x 125 x 37mm (excl. antennas)	146 x 182 x 27mm	182 x 124 x 70mm
Weight	270g (incl. battery)	310g	520g
Operating Environment	0-40°C Temperature, 5-95% Humidity	-20-55°C Temperature, 5-95% Humidity	-20-55°C Temperature, 5-95% Humidity
Certifications	CE, WEEE, RoHS, REACH, WiFi	CE, WEEE, RoHS, REACH, WiFi	CE, WEEE, RoHS, WiFi
WiFi Performance			
WiFi Standard	IEEE 802.11b/g/n/ax (WiFi 6)	IEEE 802.11b/g/n/ac (WiFi 5)	IEEE 802.11a/b/g/n/ac/ax (WiFi 6)
WiFi Antenna	2x2 MIMO 2.4GHz 20dBm@2.4GHz	2x2 MIMO 2.4GHz, 2x2 MIMO 5GHz 20dBm@2.4GHz, 23dBm@5GHz	2x2 MIMO 2.4GHz, 2x2 MIMO 5GHz
WiFi Data Rate	2.4GHz 574Mbps*	2.4GHz 300Mbps*, 5GHz 1167Mbps*	2.4GHz 688Mbps*, 5GHz 2882Mbps*
WiFi Security	WEP/WPA/WPA2/WPA3-PSK	WPA/WPA-PSK/WPA2/WPA2-PSK	WPA/WPA-PSK/WPA2/WPA2-PSK/WPA3-PSK
WiFi Concurrent Users	32	64; 32 per 2.4GHz/5GHz	64
Cellular Performance			
Cellular Category	4G/LTE CAT4	4G/LTE CAT6 with 2 Carrier Aggregation	5G NR NSA/SA with 5 Carrier Aggregation 4G/LTE-Advanced CAT16
Max. Data Throughput (Download/Upload)*	FDD-LTE 150/50Mbps* TDD-LTE 110+/11+Mbps*	FDD-LTE 300/50Mbps* TDD-LTE 220+/11+Mbps*	5G 3800/900Mbps* FDD-LTE 1000/150Mbps*
Supported Frequencies	FDD-LTE B1/2/3/5/7/8/20/28 TDD-LTE B38/40/41	FDD-LTE B1/2/3/4/7/8/20/26/28/32 TDD-LTE B38/40/41	5G N1/3/7/8/20/28/38/40/41/75/77/78 FDD-LTE B1/3/4/5/7/8/20/28/32 TDD-LTE B38/40/41/42/43
Cellular Antenna	Built-in or External LTE Antennas 23±2 dBm Max. Tx Power	Built-in Antenna, External via SMA (not incl.) 23±2 dBm Max. Tx Power	Built-in 5G/4G Antenna 26dBm (N41/78), 23dBm Max. Tx Power
Software Features			
Software Functions	Port forwarding, IP filtering, DMZ, UPnP, VPN Pass-through, VoLTE, SMS via Web UI, IPV4/ IPV6, OTA Updates	Port forwarding, IP filtering, DMZ, UPnP, VPN Pass-through, VoLTE, SMS via Web UI, IPV4/ IPV6, OTA Updates, Firewall	MAC address filtering, Wi-Fi encryption authentication, VPN Pass-through, IPV4/ IPV6, VoLTE, VoIP, DMZ, SSID, Guest SSID, Port Forwarding, Watchdog Service, DHCP, APN, Firewall, Hybrid Mode (LAN/WLAN)
Management Platform	Web UI, Smartlife App	Web UI, Smartlife App	Web UI, Smartlife App
* Maximum data rates network and environment dependent; theoretical maximum values shown; actual results will vary.			

Your local network solutions professional:

www.activeonline.com.au 1300 816 742